

Irish Architectural Archive

Using the Online Catalogue

Introduction

The Irish Architectural Archive (IAA) Catalogue can be accessed via the home page of the IAA's website www.iarc.ie or directly at <https://iaa-apw.adlibhosting.com/ais6/home>. The Catalogue contains information on publicly accessible material held by the IAA including architectural drawings and related documents, photographs and the IAA's reference library.

The Catalogue is a work in progress. While added to on a daily basis, it contains information on only a section of the IAA's holdings. If you don't find what you are looking for here, please contact the IAA at info@iarc.ie.

Digital surrogates of some material may be accessible via the Catalogue. Otherwise, the material referred to in the Catalogue may be consulted in the IAA's Reading Room at 45 Merrion Square, Dublin 2. The Reading Room is open to the public from 10 am to 5 pm, Tuesdays to Fridays, and by appointment on Mondays. Prior to any visit, you should read the rules and regulations governing access and use of material held by the IAA. These can be found at www.iarc.ie/access/reading-room-regulations.

Images accessible via the IAA Catalogue are low-resolution versions. To support collaboration and open access, users are welcome to make use of these for non-commercial and not-for-profit purposes under the Creative Commons Attribution NonCommercial ShareAlike 4.0 licence.



Users may share (copy and redistribute in any medium or format) and adapt (remix, transform, and build upon) material in the Catalogue. Appropriate credit should be given to the IAA, and a link should be provided to the source if possible.

If you would like to use material outside of the above creative commons licence, for example for commercial purposes, you must apply to the IAA, or the relevant copyright holder, for permission to do so. Please note that supply and licence charges may apply. Contact info@iarc.ie for more information, or to order hi-resolution copies of images in the Catalogue.

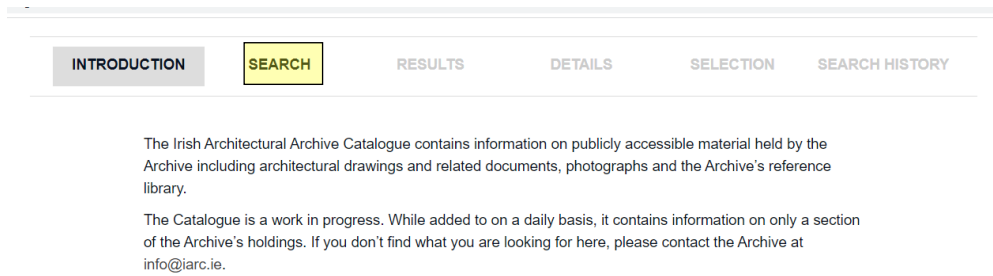
To search the IAA's Dictionary of Irish Architects go to www.dia.ie.

This online catalogue was made possible through the support of the Heritage Council, the Department of Tourism, Culture, Arts, Gaeltacht, Sport and Media, and the Shared Island Fund of the Department of the Taoiseach.

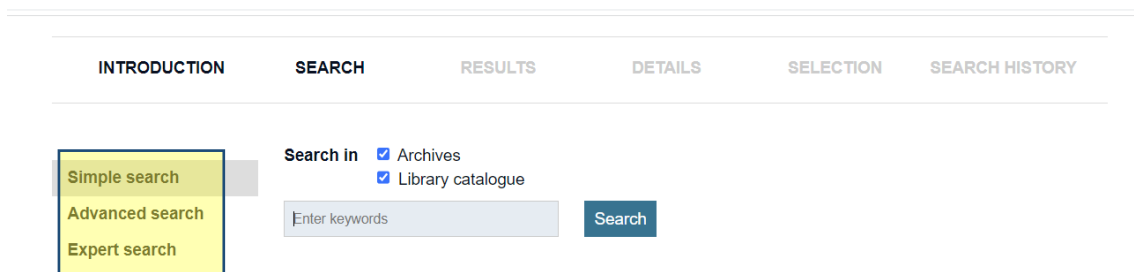
The IAA is supported by the Arts Council.

Searching the Catalogue

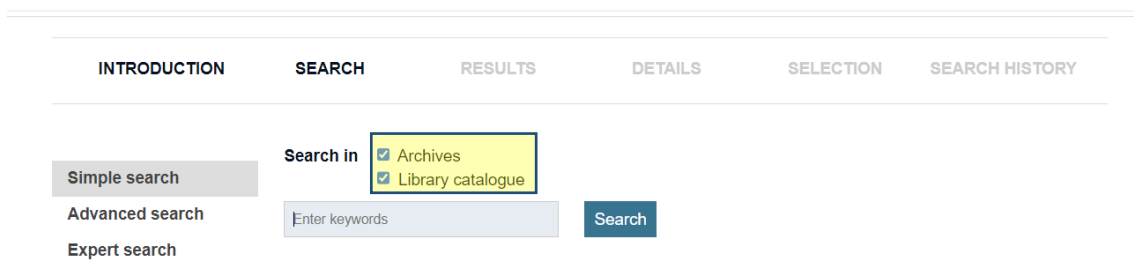
To start to search the catalogue click on *Search*.



This takes you by default to the **Simple Search** page. On the left hand side of this page, two other search options are available, **Advanced Search** and **Expert Search**.



The IAA Catalogue consists of TWO parts. The archival holdings (architectural drawings, photographs, manuscript collections etc) are catalogued in **Archives**, while printed matter holdings (books, pamphlets, periodicals and press cuttings) are catalogued in the **Library catalogue**.



Simple searches can be performed across both sections of the catalogue at the same time, but **Advanced** and **Expert** searches can only be performed in one section at a time. You must choose whether to search in the **Archives** or the **Library catalogue**.

To fully search the catalogue you may need to do TWO searches.

Simple Search

A **Simple Search** is in effect a TITLE search. You search for a word or words in the title of archival material (e.g. the name of a collection or the title of a drawing) or the title of printed matter (e.g. the name of a book or the title of an article). By default, you search both **Archives** and **Library catalogue**. If you do not want to search one of these databases, then click it to deselect the relevant checkbox.

Please note that a **Simple Search** is not fully comprehensive. If you search for Leinster House, for example, you will get a certain number of returns in both **Archives** and **Library catalogue**, but if you use the **Advanced Search** option to look for Leinster House under *Building Name* you will get more returns. Why the difference? The reason is that some items of printed matter may be relevant to Leinster House but do not have the words 'Leinster' or 'House' in their titles. For example, *The Royal Dublin Society, 1731 - 1981* (James Meenan, Dublin 1981) has a great deal to say about Leinster House as the building served as the Society's headquarters from 1815 to 1924, but a **Title Search** using the term 'Leinster House' will not find this book. An **Advances Search** for 'Leinster House' in the *Building/Location* search field looks for all items indexed or tagged as being relevant to Leinster House, Kildare Street, Dublin (regardless of whether 'Leinster House' appears in the title or not).

Bearing this limitation in mind, **Simple Search** remains a useful way to get a quick idea of the IAA's holdings on a particular search term in both the **Archives** and **Library catalogue** datasets. It is also the fastest way to search if you know the title of the item for which you are looking.

Enter a search term in the search box. This can be a word, a partial word, or multiple words.

Separate words with a space.

Word order and capitalisation are not important.

Click the Search button to start the search.

The screenshot shows a navigation bar with tabs: INTRODUCTION, SEARCH, RESULTS, DETAILS, SELECTION, and SEARCH HISTORY. Below the navigation bar, there are three search options: Simple search (highlighted), Advanced search, and Expert search. To the right, there is a 'Search in' section with two checked checkboxes: Archives and Library catalogue. Below this is a search input field containing the text 'leinster house' and a green 'Search' button.

The Results page indicates the number of relevant hits in both the **Archives** and the **Library catalogue** datasets.

The screenshot shows the 'RESULTS' tab selected in the navigation bar. Below the navigation bar, there are two sections for search results. The first section is for 'Archives' and shows '15 Results' with a green 'Search' button. The second section is for 'Library catalogue' and shows '31 Results' with a green 'Search' button.

To view the results in either dataset, click **Search** button beside the results.




Search Results: Archives

The screenshot shows a search results page for 'leinster house' with 15 hits. The interface includes a navigation bar with tabs for INTRODUCTION, SEARCH, RESULTS (selected), DETAILS, SELECTION, and SEARCH HISTORY. On the left, there are several filter and action panels: 'Actions' (1), 'Displays' (2), 'Switch database' (Archives 3, Library catalogue), 'Refine' (Creator: Murray, William 4; Sibthorpe H. and Son 1; Site: 010-051 5, 010-088 1, 042-015 1, 042-097 1, 061-063 1), and a 'No Image' placeholder (26). The main results area shows a list of items, including 'Drawings for Leinster House, Kildare Street, Dublin.' (1) and 'Proposed decorative scheme for Seanad Chamber, Leinster House.' (8). Each result has a thumbnail (26) and an 'Add to selection' button. The search query 'leinster house' and '15 HITS' are displayed at the top of the results area.

1. Use these buttons to print a set of results, download the set or add or remove sets from results sections.
2. By default, results are presented in List display. Use these toggles to switch between and List display and Hierarchical display.
3. Use these links to switch between results in **Archives** and results in **Library catalogue**.
4. Refine your search by creator by clicking on a particular name.
5. Listed here are buildings or locations for which results have been returned. Click on one to see results relevant just to that building or location.
6. If a digital surrogate has been included in the catalogue, a thumbnail image will appear here. The 'No Image' placeholder means that an image has yet to be included in the catalogue.
7. Click the Title to see the *Details* for a particular item in the list.
8. To order material to be viewed in the Reading Room, you will need the Title and the Reference Number. The reference number can also found on the *Details* screen (see below).

Details: Archives

[INTRODUCTION](#) [SEARCH](#) [RESULTS](#) [DETAILS](#) [SELECTION](#) [SEARCH HISTORY](#)

Actions
  

Add to selection ☆

Title	Drawings for Leinster House, Kildare Street, Dublin.
Reference	0096/068-1
Date	c. 1745 - c. 1780
Scope and Content	Various designs for Leinster House by Richard Castle, Isaac Ware and others. This group of architectural designs was kept at Carton, the Fitzgerald family seat in Co. Kildare, in the eighteenth century and was later moved to the Leinster Estate Office at 13 Lower Dominick Street, Dublin; here they remained undisturbed until 1958, when the house was demolished by Dublin Corporation. They were saved by the Hon. Desmond Guinness and his first wife, the late Mariga Guinness, and became a significant component of the large collection of Irish architectural drawings which the couple gradually assembled.
Extent	43 drawings
Language	English
Level of description	series

Hierarchy browser

+

0096/068-

Guinness Drawings Collection

c. 1745 - c. 1970s.

fonds contains 6 parts

The top of the screen presents information on the collection, series or item selected. Use the buttons to print, download or email a particular result.

The bottom of the screen shows the *Hierarchical browser* which provides the context for the selected item. Clicking on the plus (+) expands the browser to show related material. The Item whose *Details* you are looking at will be identified in the *Hierarchical browser* in red.

Hierarchy browser



0096/068-

Guinness Drawings Collection

c. 1745 - c. 1970s.

fonds contains 6 parts



0096/068-1

Drawings for Leinster House, Kildare Street, Dublin.

c. 1745 - c. 1780

series contains 5 parts



0096/068-1/1

Drawings by Richard Castle.

c. 1745

series contains 23 parts



0096/068-1/2

Drawings by Filippo Lafranchini.

c. 1750's

series contains 2 parts

Search Results: **Library catalogue**

The screenshot shows a search results page for 'leinster house' with 31 hits. The page is divided into several sections:

- Navigation:** INTRODUCTION, SEARCH, RESULTS (highlighted), DETAILS, SELECTION, SEARCH HISTORY.
- Search:** Search: leinster house, 31 HITS.
- Actions:** A box with icons for print, download, star, and other actions, labeled '1'.
- Switch database:** A box with links for 'Archives' (labeled '2') and 'Library catalogue' (selected).
- Refine:** A section for refining results by 'Author' and 'Site'.
 - Author:** Griffin, David J. (3), Lavin, P. and Architects (labeled '3', 2), Tobin, John R. (2), Begadon, Cormac (1).
 - Site:** 010-051 (16), 105-062 (labeled '4', 5), 001-094 (4), 145-022 (3), 100-050 (2).
- Results List:** Three items are shown in a list display:
 - Item 1:** Leinster House 2000, Dublin., Review. (labeled '5', June 2001). Authors: Angela Brady; Robin Mallalieu. Vol. 168 (June 2001), pp. 21 - 26. IA. Includes an 'Add to selection' button.
 - Item 2:** Leinster House and Isaac Ware. Drawings from the collection of the Hon. Desmond Guinness and the late Mrs. Mariga Guinness., 'Decantations: A Tribute to Maurice Craig', Agnes Bernelle ed., 1992. Author: David J. Griffin. Reference: CS.BFR.2.0 (labeled '6'). Includes an 'Add to selection' button.
 - Item 3:** Leinster House Press Reception Room, Dublin., Old and New. New Auditorium Replaces Old Stair/Hall. (July/August 2003). Vol. No. 189 (July/August 2003), pp 25-27. Halls. IA. Includes an 'Add to selection' button.

Results in the **Library catalogue** are presented in a List display.

1. Use these buttons to print a set of results, download the set or add or remove sets from results sections.
2. Use these links to switch between results in **Library catalogue** and results in **Archives**.
3. Refine your search by author by clicking on a particular name.
4. Listed here are buildings or locations for which results have been returned, in order of most returns. Click on one to see results relevant just to that building or location.
5. Click the Title to see the *Details* for a particular item in the list.
6. To find items on open access in the Reading Room, or to order reserved material to be viewed in the Reading Room, you will need the Title and the Reference Number or Default shelfmark. The reference number can also found on the *Details* screen (see below).

Details: Library catalogue

Information on the *Details* screen depends on whether the item in question is a book or an article.

Book:

Navigation: INTRODUCTION SEARCH RESULTS **DETAILS** SELECTION SEARCH HISTORY

Actions:

Displays:

Page navigation: << < 1 2 ... 14 15 16 ... 30 31 >> >>

Add to selection ☆

Title	Leinster House 1744 - 2000. An Architectural History.
Author	David J. Griffin Caroline Pegum
Default shelfmark	D.DUB.1.264
Place of publication	Dublin
Publisher	Irish Architectural Archive
Year of publication	2000
Material	Book
ISBN	Soft0707665507
Binding method	Soft
Notes	Illus; index.
Source	134pp
Persons keyword	David J. Griffin + Caroline Pegum + Richard Castle +

Article:

Navigation: INTRODUCTION SEARCH RESULTS **DETAILS** SELECTION SEARCH HISTORY

Actions:

Displays:

Page navigation: << < 1 2 ... 30 31 >> >>

Add to selection ☆

Title	Leinster House 2000, Dublin.; Review.
Author	Angela Brady Robin Mallalieu
Default shelfmark	IA
Material	Periodical
Notes	illus.
Source	; Vol. 168 (June 2001) pp. 21 - 26
Persons keyword	Angela Brady +

Buttons provide options to print, download or email a particular result, or to switch between alternative views of the result.

Advanced Search


There are TWO separate **Advanced Search** pages, one for **Archives** and one for the **Library catalogue**. By default, **Archives** is selected. To switch between them use the *Search in* drop-down menu. To search the catalogue fully, you must do TWO searches, one in each dataset. The presentation of results from **Advanced Search** is identical to those from **Simple Search**.

INTRODUCTION	SEARCH	RESULTS	DETAILS	SELECTION	SEARCH HISTORY
Simple search	Search in	Archives			
Advanced search	Word(s) from the title / content	<input type="text"/>			
Expert search	Person/institution	<input type="text"/>			<input type="button" value="≡"/>
	Archive creator	<input type="text"/>			<input type="button" value="≡"/>
	Building/Location	<input type="text"/>			
	Sort by	<input checked="" type="radio"/> Unsorted <input type="radio"/> Title <input type="radio"/> Creator <input type="radio"/> Object name			
	Sort order	<input checked="" type="radio"/> Ascending <input type="radio"/> Descending			
		<input type="button" value="Search"/> <input type="button" value="Clear"/>			

INTRODUCTION	SEARCH	RESULTS	DETAILS	SELECTION	SEARCH HISTORY
Simple search	Search in	Library catalogue			
Advanced search	Material	<input type="text"/>			
Expert search	Word(s) from the title / abstract	<input type="text"/>			
	Person/institution	<input type="text"/>			<input type="button" value="≡"/>
	Author	<input type="text"/>			<input type="button" value="≡"/>
	Subject term	<input type="text"/>			<input type="button" value="≡"/>
	Year	from <input type="text"/>	to <input type="text"/>		
	Building/Location	<input type="text"/>			
	Sort by	<input checked="" type="radio"/> Unsorted <input type="radio"/> Title <input type="radio"/> Author <input type="radio"/> Year			
	Sort order	<input checked="" type="radio"/> Ascending <input type="radio"/> Descending			
		<input type="button" value="Search"/> <input type="button" value="Clear"/>			

The **Advanced Search** option allows for a greater level of refinement in interrogating the catalogue, and also allows for the combination of search terms. Results can also be sorted by designated headings.

Type the term for which you want to search into the relevant entry field or fields. You may provide just a word, or a partial word, or leave fields empty; as long as at least one value is filled in, you can start the search.

Beside some fields, you will find a List button . With this button you can filter a list of all terms that occur in the relevant field in the database. This is useful if you are not sure about the spelling of a word or name, or if you want to search alphabetically.

Use the *Building/Location* field to search for material on particular buildings or locations. Enter search terms in normal address order (building name, street number, street, city/town/village, county). For example:

a search for 'dublin city' will find results for every building in the database in Dublin City, Co. Dublin.

a search for 'merrion sq, dub' will find everything on Merrion Square, Dublin City, Co. Dublin.

a search for '45 merrion square' will find material on 45 Merrion Square, Dublin City, Co. Dublin.

Expert Search

As with **Advanced Search**, there are TWO separate **Expert Search** pages, one for **Archives** and one for the **Library catalogue**. To switch between them use the *Search in* drop-down menu. To search the catalogue fully, you must do TWO searches, one in each dataset. The presentation of results from **Expert Search** is identical to those from **Simple Search** and **Advanced Search**.

The principal difference between an **Expert Search** and an **Advanced Search** is that **Expert Search** allows for multiple searches in one field, greater flexibility in combining searches and the exclusion from searches of particular terms.

The screenshot shows the 'SEARCH' tab of the Expert Search interface. On the left, there are three search mode buttons: 'Simple search', 'Advanced search', and 'Expert search' (which is highlighted). The main search area includes a 'Search in' dropdown menu set to 'Archives'. Below it is a search input field containing 'Word(s) from the title', followed by an equals sign, an empty search box, and a plus sign button. To the right of the search box are options for 'Trunc.' (checked) and 'and' (selected from a dropdown). Below the search box are two rows of radio button options: 'Sort by' with options 'Unsorted', 'Title', 'Creator', and 'Object name'; and 'Sort order' with options 'Ascending' and 'Descending'. At the bottom are 'Search' and 'Clear' buttons.

Search parameters can be chosen from the drop down menus which vary according to whether the search is in **Archives** or the **Library catalogue**.

This screenshot is similar to the previous one but with the search parameter dropdown menu open. The menu lists the following options: 'Word(s) from the title', 'Word(s) from the content', 'Person/institution', 'Archive creator', 'Level of description', 'Reference', 'Building name', 'Building number', 'Building Location: Street', 'Building Location: City/Town/Village', 'Building Location: County', and 'Building/Location'. The 'Word(s) from the title' option is currently selected. The rest of the interface, including the search box and buttons, remains the same as in the previous screenshot.

Simple search

Advanced search

Expert search

Search in Library catalogue

- Word(s) from the title
- Word(s) from the abstract
- Material
- Author
- Corporate author
- Publisher
- ISBN
- ISSN
- Subject term
- Year
- Building name
- Building number
- Building Location: Street
- Building Location: City/Town/Village
- Building Location: County
- Building/Location

=

Trunc. and

Title Author Year

Descending

50

Clear